



CS-1X2HDMSPL

HDMI 1.4 Splitter 1 x 2

User manual

Thank you for purchasing this product. For optimum performance and safety, please read these instructions carefully before connecting, operating or adjusting this product. Please keep this manual for future reference.

Introduction

1x2 HDMI Splitter distributes 1 HDMI source to 2 HDMI displays simultaneously. It offers HD video solution for supermarket, shopping Mall, HDTV/STB/DVD/Projector /DVR, factory, data control center, information distribution, conference room presentation, education and training, corporation showroom, luxurious house, etc..

.Features

1 HDMI input signal split to 2 HDMI sink devices.

HDCP 1.4 protocol compliant.

3D HDMI 1.4a video format support.

3D video support including frame packing for all 3D formats up to a 297MHz TMDS clock.

Support display resolutions up to 4K x 2K@30Hz,

80P@120Hz,and 1080P 3D@60Hz

Support deep color 30bit, 36bit, 48bit per pixel.

Digital audio format, as DTS-HD/Dolby-true-HD/LPCM
I/DTS/Dolby-AC3/DSD.

l. Package

HDMI Splitter 1*2 ----- 1PCS

5V1A DC Power Supply adapter ----- 1PCS

Operation Manual ----- 1PCS

l. Specifications

Frequency Bandwidth 2.97Gbps

Input 1 x HDMI Female

Output 2 x HDMI Female

Power Supply DC 5V 1A

ESD Protection Human Body Model:

± 8kV (air-gap discharge)

± 4kV (contact discharge)

Dimensions (mm)	60(W) X 70 (D) X 20 (H)
Weight	125g
Operating Temperature	0°C ~ 40°C / 32°F ~ 104°F
Storage Temperature	-20°C ~ 60°C / -4°F ~ 140°F
Relative Humidity	20 ~ 90% RH (Non-condensing)
Power Consumption (Max)	5W

Operation controls and functions

Front Panel

EIDI Mode:

Copy Mode: copy output 2 EDID to input port.

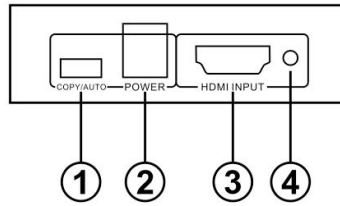
Auto Mode: Compare output port 1 and 2 EDID.

DC 5V: Plug the 5V DC power supply into the unit and

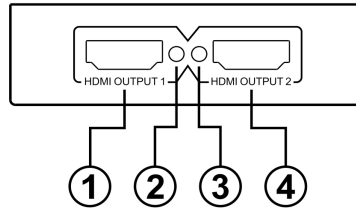
nect the adapter to AC wall outlet.

HDMI Input: This slot is where you connect the HDMI
ource output from DVD, PS3

Input LED: This red LED illuminate when the HDMI signal
g in.



Panel



Output 1: This slot is where you connect the HDTV or monitor with HDMI cable.

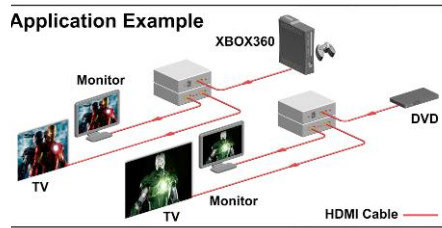
Output 1 LED: This red LED illuminate when the TV plug HDMI output Port 1.

Output 2 LED: This red LED illuminate when the TV plug

HDMI output Port 2.

Output 2: This slot is where you connect the HDTV or monitor with HDMI cable.

1. Application Example



Metra
HOME THEATER GROUP

866-839-9187

460 Walker Street, Holly Hill, FL 32117