

### LIMITED PRODUCT WARRANTY

Metra Home Theater Group, a division of Metra Electronics Corporation (hereinafter, the "Company") extends to the original retail purchaser of this product the following limited one year (12 Month warranty) based upon the following terms and limitations. This limited warranty is provided by the Company and there are no other warranties, expressed or implied, except as required by law, including warranties of merchantability and fitness for a specific purpose, that are provided for herein, however all such implied warranties, if any, are limited to the duration of this specific limited product warranty. Some states do not allow limitations on how long an implied warranty lasts, so the above limitations may not apply to you.

If this product or any part thereof, under normal use and conditions, be proven defective in material or workmanship within 12 months from the date of original purchase, such defect(s) will be repaired or replaced (at the Company's option) without charge for parts and repair labor. To obtain repair or replacement within the terms of this Warranty, the product along with any accessories included in the original packaging must be delivered with proof of purchase in the form of a bill of sale, receipt, credit card transaction, or the bar code and product number on the box. In addition, please provide a written specification as to the nature of defect(s), prepay the cost of shipping, and send the product to the Company at the address show below. No returns will be accepted without prior written authorization. Please contact Metra Home Theater Group for Return Authorization. Do not return this product to the Retailer.

This Warranty is not transferable and does not cover any product purchased, serviced or used outside the United States or Canada. The Warranty does not cover damage caused by an AC adapter not provided with the product. Damage caused by accidents, abuse, misuse or modification of the product will render this warranty null and void.

Metra Electronics Corporation shall not be liable, under any circumstances, for incidental, indirect, special, and consequential or multiple damages as a result of the sale or use of this product. Some states/countries do not allow the exclusion or limitation of incidental or consequential damages, so the above limitation or exclusion may not apply to you.

THE EXTENT OF THE COMPANY'S LIABILITY UNDER THIS WARRANTY IS LIMITED TO THE REPAIR OR REPLACEMENT PROVIDED ABOVE AND, IN NO EVENT, SHALL THE COMPANY'S LIABILITY EXCEED THE PURCHASE PRICE PAID BY PURCHASER FOR THE PRODUCT. No person or representative is authorized to assume for the Company any liability other than expressed herein in connection with the sale of this product.

Return with Return Authorization to: U.S.A Metra Electronics, 460 Walker Street, Holly Hill, Florida 32117



866-839-9187 • 460 Walker Street, Holly Hill, FL 32117  
www.audiosolutions.com

# HELIOS™

BY AUDIO SOLUTIONS

## AS-ANT4030 ATSC ACTIVE VHF/UHF ANTENNA

Easy plug and play digital signal collector



### Introduce:

Thank for your purchasing this Indoor Antenna.  
Please read this manual carefully and keep this manual for further reference.

### Features and technical data:

- Reception of digital terrestrial TV signal (ATSC).
- For stand up by reception state.
- Reception range:
  - VHF 54-87MHz,174-216MHz
  - UHF 470~812MHz
- Amplifier gain:
  - VHF 22±2dB
  - UHF 22±2dB
- Gain control range: 22/17/10dB
- Extremely low noise factor.
- ATSC receiver provides power to the antenna or use included AC adapter.

**Note: If don't know the ATSC receiver whether provided power then used AC adapter will not damage to the antenna or receiver.**

### Accessory Items Included:

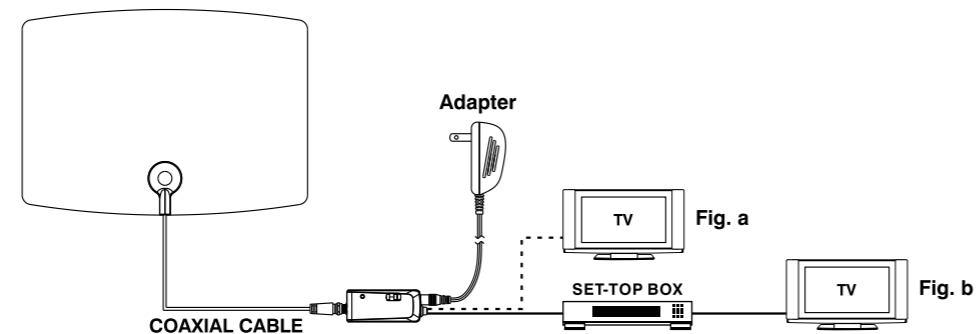
- Velcro
- AC adapter: 120V~ 60Hz / 6V= 100mA
- Coaxial cable: F male (to Amp.), 1.5M (Antenna)  
F male (to TV connection), 1.28M (Amplifier)

### Important Safety Instruction:

1. The apparatus shall not be exposed to dripping or splashing and that no objects filled with liquids, such as vases, shall be placed on the apparatus.
2. Where the MAINS plug is used as the disconnect device, the disconnect device shall remain readily operable.

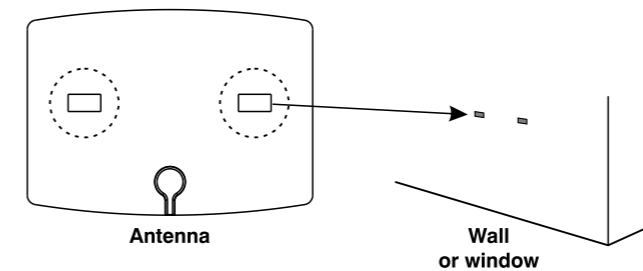
### Operating Procedures:

1. Connect one end of the UHF/VHF antenna coaxial cable to the amplifier.
2. If your TV is new digital TV, the connection is shown in **Fig. a**  
If your TV is older analog TV, the connection is shown in **Fig. b**
3. Connect the DC plug to the amplifier and the power supply to a 120V~ outlet.

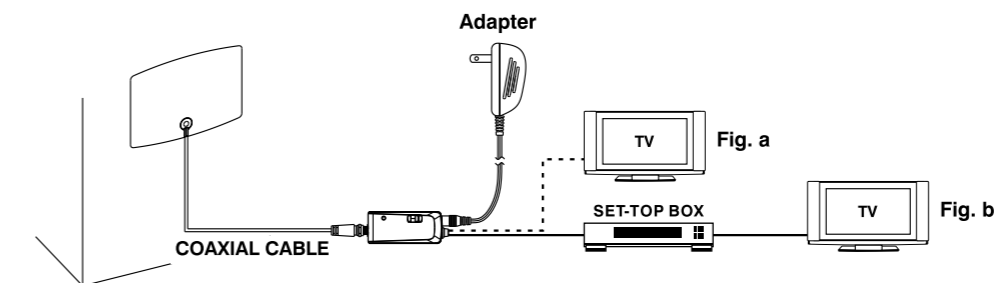


### Mount on the wall:

1. Paste two velcro on the antenna and wall/window.



2. Attach the antenna on the wall/window.



### Set up a digital tuner with this antenna:

- You can install available channels with the digital TV tuner.  
This automatic process is part of the setup of the tuner.  
Ensure the antenna has set up properly before the tuner can receive viewable channels.  
There are two ways to connect the antenna to the TV:
- Connect the antenna to digital tuner. If the signal strength is good enough, the channels can be memorized in the tuner automatically.
  - Connect the antenna directly to the TV. Tune to the analogue channels and find the best antenna location. Then reconnect the connect to the digital tuner.  
Ensure the signal strength is good enough before you install the channels with the tuner.

**HELIOS**<sup>TM</sup>  
BY AUDIO SOLUTIONS

©2014 Metra Electronics Corporation, 460 Walker Street, Holly Hill, FL 32117-2699  
Specifications are subject to change without notice.  
All trademarks are the property of their respective owners.

**Metra**  
HOME THEATER GROUP  
1-866-839-9187